

Drainage Castings

Click on a category below for detailed technical specifications

- 2** Manhole Covers & Frames
- 3** Gully Grates & Frames
- 5** Traditional Manhole Covers
- 6** Arterial Covers & Frames
- 7** Kerb Units
- 8** Gullies
- 9** Surface Boxes
- 10** Buchan Gratings & Frames
- 12** Straight Bar Gratings
- 13** Hart Trap Gratings
- 14** Interceptor Traps

For further information about our products and services contact us:

Ballantine Castings Ltd.
Links Road, Bo'ness EH51 9PW

T: 01506 822 721

F: 01506 827 326

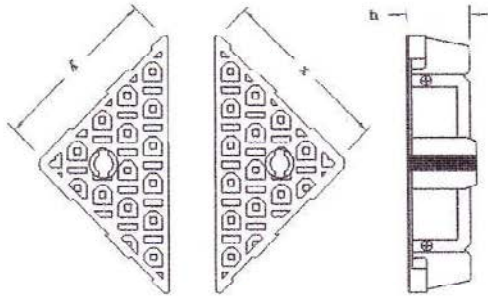
E: sales@ballantineboness.co.uk

www.ballantinecastings.co.uk

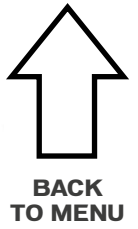
2

Manhole Covers & Frames

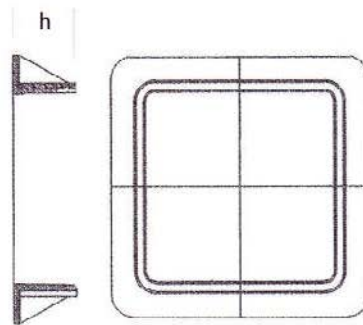
D400 Ductile Iron. MI50



Clear Openings		Cover Dimensions		
x	y	x	y	H
225	225	216	216	85
300	300	291	291	85
380	230	387	232	72
600	450	609	455	89
600	600	605	605	86
675	675	668	668	85
750	600	755	605	85
905	605	905	605	85

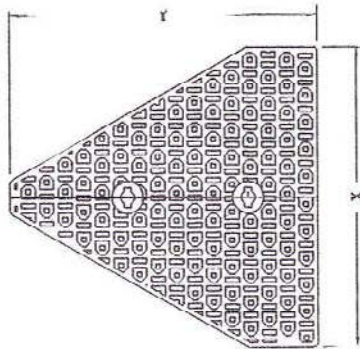


Clear Openings		Cover Dimensions		
x	y	x	y	H
225	225	335	335	100
300	300	410	410	100
380	230	490	340	100
600	450	763	613	100
600	600	763	763	100
600	600	760	760	150
675	675	825	825	100
750	600	913	763	100
750	600	913	763	150
900	600	1093	763	100



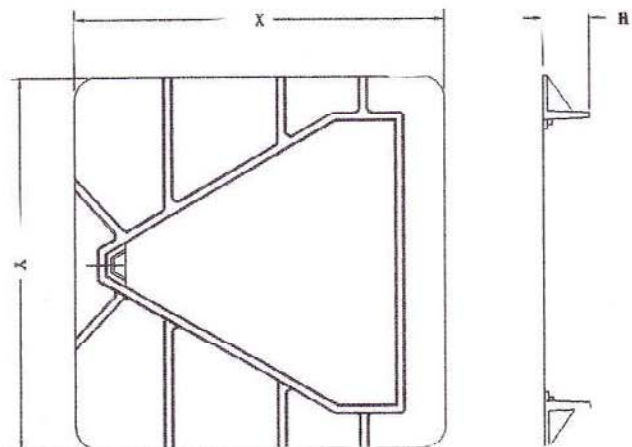
Multiples 900 x 900 C/O
1200 x 875 C/O
1200 x 675 C/O

D400 Ductile Iron. MI51




Clear Openings		Cover Dimensions		
x	y	x	y	H
600	600	800	800	100

Clear Openings		Cover Dimensions		
x	y	x	y	H
600	600	649	664	100



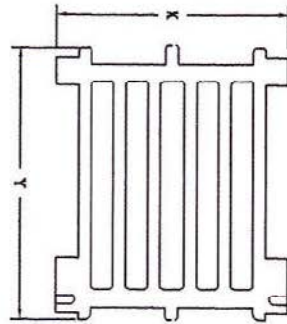
Drainage Castings



3

Gully Grates & Frames

C250 Ductile Iron. M161

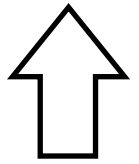
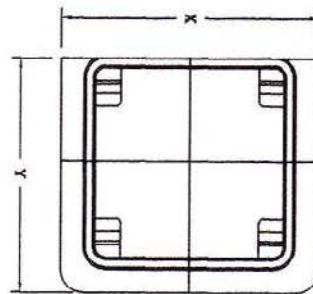


Frame Dimentions

X	Y	H
972	718	90
822	868	90
822	716	90
672	718	70
672	588	70
522	588	75
572	468	75
507	553	75
502	488	75
502	488	75
452	422	75
397	412	75

Cover Dimentions


X	Y	H
900	600	90
750	750	90
750	600	90
600	600	70
600	450	70
450	450	75
500	350	75
435	435	75
430	370	75
430	370	75
	295	75
	300	75



BACK
TO MENU



Drainage Castings





BACK
TO MENU

4


Gully Grates & Frames

Gully Gratings and Frames,
Flat Top, Hinged and
Lockable in Grey Iron
M 045



Old B.I. Cat. No.	New Ball Cat. No.	Clear Opening (mm)	Overall Size (mm)	Depth (mm)	Weight (kgs)	EN124 Loading
4001	M 045	130 x 130	150 x 150	25	2.3	A15
4028	M 045	205 x 205	280 x 280	38	14	A15
4074	M045	255 x 255	330 x 330	38	15	A15
4130	M 045	305 x 305	395 x 395	38	12	A15
4002	M 045	150 x 150	240 x 240	50	11	B125

Gully Gratings and Frames,
Flat Top, Hinged in Grey Iron
M 046




Old B.I. Cat. No.	New Ball Cat. No.	Clear Opening (mm)	Overall Size (mm)	Depth (mm)	Weight (kgs)	EN124 Loading
4148	M 046	305 x 305	430 x 405	100	44	B125
4230	M 046	380 x 380	535 x 535	100	73	B125
4306	M 046	460 x 330	610 x 430	100	98	B125
4048	M 046	230 x 230	395 x 355	75	29	D400

Gully Gratings and Frames,
Drop in, Channelled in
Grey Iron
M 047



Old B.I. Cat. No.	New Ball Cat. No.	Clear Opening (mm)	Overall Size (mm)	Depth (mm)	Weight (kgs)	EN124 Loading
4181	M 047	345 x 320	445 x 420	90	47	B125
4077	M 047	265 x 265	395 x 370	90	51	D400





Drainage Castings

5

Traditional Manhole Covers


Flat Top, Single Seal,
Drop in Manhole Covers
and Frames in Grey Iron
M 010



Old Ball. Cat No.	Old B.I. Cat. No.	New Ball Cat. No.	Clear Opening (mm)	Overall Size (mm)	Depth (mm)	Weight (kgs)	EN124 Loading
	1001	M 010	150 x 150	240 x 240	25	5.5	A15
1		M 010	230 x 230	310 x 310	38	13.5	A15
1		M 010	305 x 305	420 x 420	38	19	A15
1		M 010	380 x 380	510 x 510	38	22.5	A15
1		M 010	460 x 305	590 x 450	38	22.5	A15
1		M 010	460 x 460	570 x 570	38	30	A15
	1175	M 010	610 x 460	760 x 610	50	42	A15
	1215	M 010	610 x 610	760 x 760	44	74	A15
2		M 010	760 x 610	925 x 760	50	83	A15
2		M 010	760 x 760	925 x 925	50	106	A15
	1351	M 010	915 x 610	1040 x 760	44	97	A15
2		M 010	915 x 760	1070 x 920	50	121	A15
2		M 010	915 x 915	1050 x 1050	50	132	A15
2		M 010	1070 x 760	1230 x 925	50	147	A15
2		M 010	1070 x 915	1220 x 1060	50	178	A15
2		M 010	1220 x 915	1395 x 1080	50	196	A15
	1027	M 010	305 x 305	460 x 460	50	32	C230
	1089	M 010	460 x 460	675 x 675	75	90	C250
	1129	M 010	535 x 535	750 x 750	75	112	C250
	1230	M 010	610 x 610	775 x 775	50	113	B125
	1239	M 010	610 x 610	825 x 825	125	224	C250
	1255	M 010	685 x 685	940 x 940	75	137	B125
	1297	M 010	760 x 610	990 x 840	75	172	B125
	1321	M 010	760 x 760	965 x 965	90	199	B125
	1363	M 010	915 x 610	1090 x 790	75	165	B125
	1101	M 010	460 x 460	660 x 660	125	173	D400
	1199	M 010	610 x 460	815 x 660	125	192	D400
	1241	M 010	610 x 610	825 x 825	125	254	D400
	1309	M 010	760 x 610	990 x 840	125	289	D400
	1371	M 010	915 x 610	1120 x 815	125	321	D400




Drainage Castings



6

Arterial Covers & Frames

Arterial Side Entry Gully Covers and Frames in Grey Iron M 059



Old B.I. Cat. No.	New Ball Cat. No.	Clear Opening (mm)	Overall Size (mm)	Depth (mm)	Type	Weight (kgs)
5118	M 059	460 x 380	565 x 510	205	Square Front Hinged	95
5122	M 059	485 x 380	560 x 460	205	Square Front Hinged & Locking	118
5124	M 059	485 x 380	560 x 460	205	1/2 Batter Hinged & Locking	118
5126	M 059	485 x 380	560 x 460	205	45° Batter Hinged & Locking	118


Arterial Side Entry Gully Covers and Gratings in Grey Iron M 060



Old B.I. Cat. No.	New Ball Cat. No.	Clear Opening (mm)	Overall Size (mm)	Depth (mm)	Type	Weight (kgs)
5120	M 060	475 x 280	560 x 320	205	45° or Half Batter Hinged and Locking	70
5120	M 060	510 x 255	650 x 320	100	Front of Above Square Front Hinged Grating	56

Kerb Weirs in Grey Iron M 061


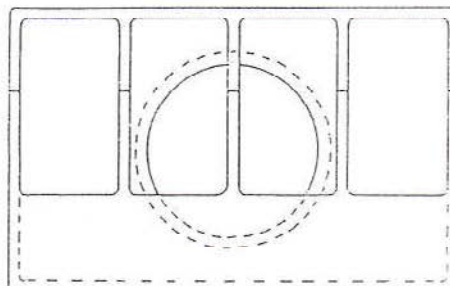
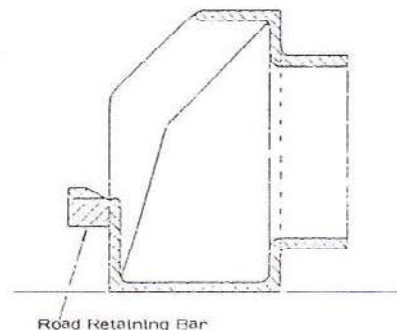
Old B.I. Cat. No.	New Ball Cat. No.	Length (mm)	Breath (mm)	Depth (mm)	Type	Nozzle (diam.mm)	Weight (kgs)
5201	M 061	305	125	255	Half Batter	100	30
5203	M 061	305	125	255	Half Batter	150	32



7 Kerb Units

M 078

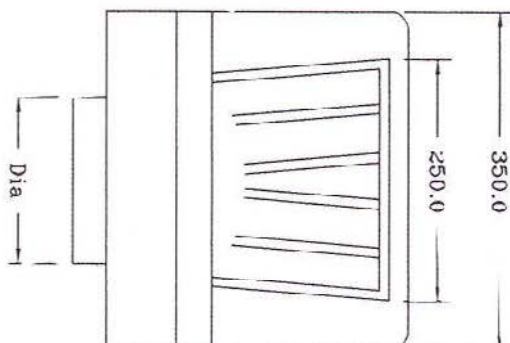
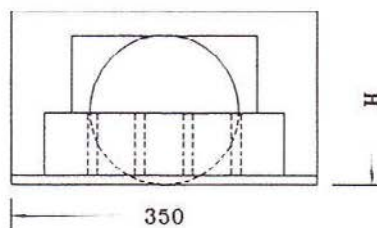
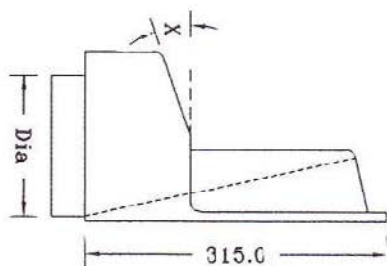
45° Kerb Outlet in Ductile Iron with Grey Iron Retaining Bar



Old B.I. Cat. No.	New Ball Cat. No.	Size over Top (mm)	Breadth (mm)	Depth (mm)	Batter	Diam. of Outlet (mm)	Weight (kgs)
5204-D	M 078	400	150	250	45°	150 rear outlet	24
5205-D	M 078	400	150	250	45°	100 bottom outlet	24

M 078A


Tayside Clearways



Diameter of Outlet	Overall Height	Batter Angle
100mm	175mm	15/45
100mm	200mm	15/45
150mm	175mm	15/45
150mm	200mm	15/45

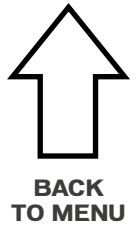



Drainage Castings



M 081

Glenrothes Pattern Gully in
Grey Iron with Internal Slide



Old B.I. Cat. No.	New Ball Cat. No.	Length (mm)	Width (mm)	Depth (mm)	Outlet	Type	Weight (kgs)
4730	M 081	305	205	355	100	Hinged Channelled	49

M 086

Yard Gullies with Gratings in Grey Iron, complete with
Galvanised Sediment Pan




Fig. 37






Fig 38

Old B.I. Cat. No.	New Ball Cat. No.	Fig. No.	Length (mm)	Width (mm)	Depth (mm)	Diameter of outlet (mm)	Type	Weight (kgs)
4506	M 086	37 or 38	230	230	230	100	Drop-in dished	29
4532	M 086	37 or 38	305	305	230	100	Drop-in dished	48
4556	M 086	37 or 38	305	305	305	100	Drop-in dished	45


M 108**Circular Opening Hinged Covers and Frames in Grey Iron**

BACK
TO MENU


Old B.I. Cat. No.	New Ball Cat. No.	Overall Size (diam. mm)	Depth (mm)	Weight (kgs)	EN124 Loading
6570	M 108	210	22	3.6	A15
6572	M 108	240	32	6.8	A15

M 109**Circular Opening Hinged Covers and Frames in Grey Iron**

Old B.I. Cat. No.	New Ball Cat. No.	Overall Size (diam. mm)	Depth (mm)	Weight (kgs)	EN124 Loading
6570A	M 109	210	40	8.2	D400
6572A	M 109	260	48	12.7	D400
6573A	M 109	335	48	16.4	D400

M 111**Surface Boxes, Hinged Lid in Grey Iron**

Old B.I. Cat. No.	New Ball Cat. No.	Top Opening (mm)	Bottom Opening (mm)	Overall Size (mm)	Depth (mm)	Weight (kgs)	EN124 Loading
5644	M 111	230 x 230	230 x 230	290 x 290	100	15	A15
5581	M 111	170 x 125	165 x 120	230 x 195	75	5	A15
5656	M 111	240 x 240	285 x 265	420 x 380	125	46.3	D400

M 112**Surface Boxes, Split Lid in Grey Iron**

Old B.I. Cat. No.	New Ball Cat. No.	Top Opening (mm)	Bottom Opening (mm)	Overall Size (mm)	Depth (mm)	Weight (kgs)	EN124 Loading
5725	M 112	430 x 280	430 x 280	525 x 380	100	50	D400
5855	M 112	560 x 405	560 x 405	700 x 545	150	132	D400



BACK
TO MENU




BACK
TO MENU

M 121

Buchan Gratings and Frames in Grey Iron

Can be supplied Drop-in or Locking

Old B.I. Cat. No.	New Ball Cat. No.	Size (mm)	Weight (kgs)	EN124 Loading
6003/6005	M 121	230 x 150 x 32	4.5	A15
6011/6013	M 121	305 x 150 x 32	6.4	A15
6019/6021	M 121	305 x 150 x 65	7.3	A15
6027/6029	M 121	305 x 150 x 90	13.0	A15
6035/6037	M 121	305 x 205 x 50	10.0	A15
6051/6053	M 121	355 x 180 x 32	6.8	A15
6067/6069	M 121	405 x 205 x 32	8.6	A15
6099/6101	M 121	460 x 305 x 100	27.0	A15




M 122

Buchan Gratings and Frames in Grey Iron

Can be supplied Drop-in or Locking

Old B.I. Cat. No.	New Ball Cat. No.	Size (mm)	Weight (kgs)	EN124 Loading
6043/6045	M 122	320 x 190 x 125	29	B125
6091/6093	M 122	405 x 255 x 125	71	B125




M 123

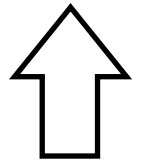
Square Buchan Gratings and Frames in Grey Iron

Also supplied with Solid Cover

Old B.I. Cat. No.	New Ball Cat. No.	Inside Size (mm)	Grating Size (mm)	Overall Size (mm)	Depth (mm)	Weight (kgs)	EN124 Loading
6209	M 123	140 x 140	150 x 150	215 x 215	38	5.4	A15
6223	M 123	180 x 180	180 x 180	240 x 240	38	5.4	A15
6237	M 123	195 x 195	205 x 205	255 x 255	38	6.4	A15
6245	M 123	220 x 220	230 x 230	290 x 290	38	8.2	A15
6253	M 123	290 x 290	305 x 305	370 x 370	38	12	A15



BACK
TO MENU



BACK
TO MENU

M 125

Buchan Grates Circular in Grey Iron

8mm Thick

Diameter (mm)	Weight (kgs)
150	1
180	1
205	1.5
230	2

10mm Thick

Diameter (mm)	Weight (kgs)
125	0.8
140	0.8
150	1
180	1.7
205	2
230	2
255	2.5
305	3.5

13mm Thick


Diameter (mm)	Weight (kgs)
125	1



M 126

Buchan Grates Square in Grey Iron

Solid Covers available



10mm Thick

Size (mm)	Weight (kgs)
100 x 100	0.5
125 x 125	0.5
150 x 150	1.5
190 x 190	2
205 x 205	2
230 x 230	2.5
240 x 240	4
255 x 255	4.5
280 x 280	5
305 x 305	5.5

13mm Thick


Size (mm)	Weight (kgs)
305 x 305	6.5
355 x 355	7.5
460 x 460	12.5

16mm Thick

Size (mm)	Weight (kgs)
205 x 205	4
230 x 230	5
240 x 240	5.5
255 x 255	6

19mm Thick

Size (mm)	Weight (kgs)
150 x 150	2.5
230 x 230	6
305 x 305	21.5



BACK
TO MENU

M 127

Round Drain Grates in Grey Iron

BACK
TO MENU

10mm Thick

Diameter (mm)	Weight (kgs)
75	0.25
90	0.25
100	0.5
115	0.5
125	0.5
140	0.5
150	1
165	1
180	1
190	1.5

10mm Thick

Diameter (mm)	Weight (kgs)
205	1.5
215	1.5
230	2
240	2
255	2
265	2
280	2.5
290	2.5
305	2.5

13mm Thick

Diameter (mm)	Weight (kgs)
75	0.5
90	0.5
100	0.5
125	1
140	1
150	1
165	1.5
180	1.5
190	2
205	2

13mm Thick

Diameter (mm)	Weight (kgs)
230	2.5
255	3
265	3
280	3.5
290	4.5
305	5

19mm Thick

Diameter (mm)	Weight (kgs)
305	6
355	9
380	9.5

M 128

Square Drain Grates in Grey Iron

10mm Thick

Size (mm)	Weight (kgs)
100 x 100	0.5
115 x 115	1
125 x 125	1
140 x 140	1
150 x 150	1
165 x 165	1.5
180 x 180	1.5
205 x 205	1.5

10mm Thick


Size (mm)	Weight (kgs)
230 x 230	2
240 x 240	2
255 x 255	2
265 x 265	3
280 x 280	3
305 x 305	3

13mm Thick

Size (mm)	Weight (kgs)
100 x 100	1
150 x 150	1.5
180 x 180	2
205 x 205	2
230 x 230	2.5
255 x 255	3.5
305 x 305	6
355 x 355	7.5

25mm Thick

Size (mm)	Weight (kgs)
150 x 150	2.5



Coal Plates and Frames

M130 Solid

Diameter (mm)	Weight (kgs)
300	6

M131
Ventilated

Diameter (mm)	Weight (kgs)
300	7


M132 Self
Locking Solid
or Ventilated

Diameter (mm)	Weight (kgs)
300	10

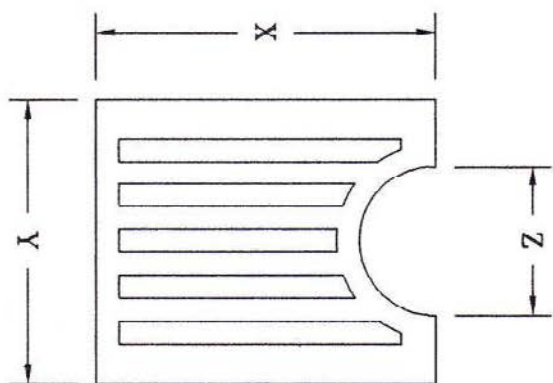
BACK
TO MENU

M I33

Hart Trap Grating



BACK
TO MENU

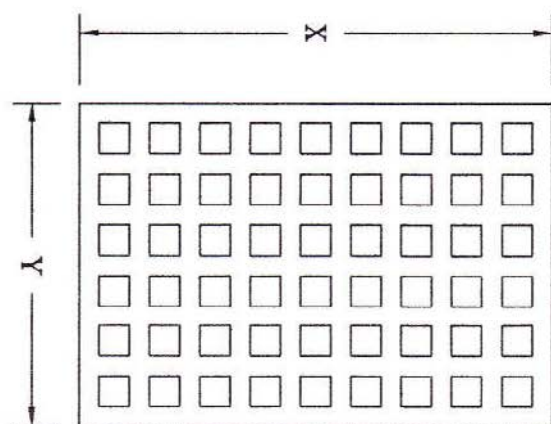


X	Y	Z
150	125	75
165	140	90
175	137	85
150	125	90
168	133	83
165	125	75
150	130	73
150	140	75
172	133	85
175	140	75
160	125	100
165	140	75


All 10mm Deep Thickness A15

M I44


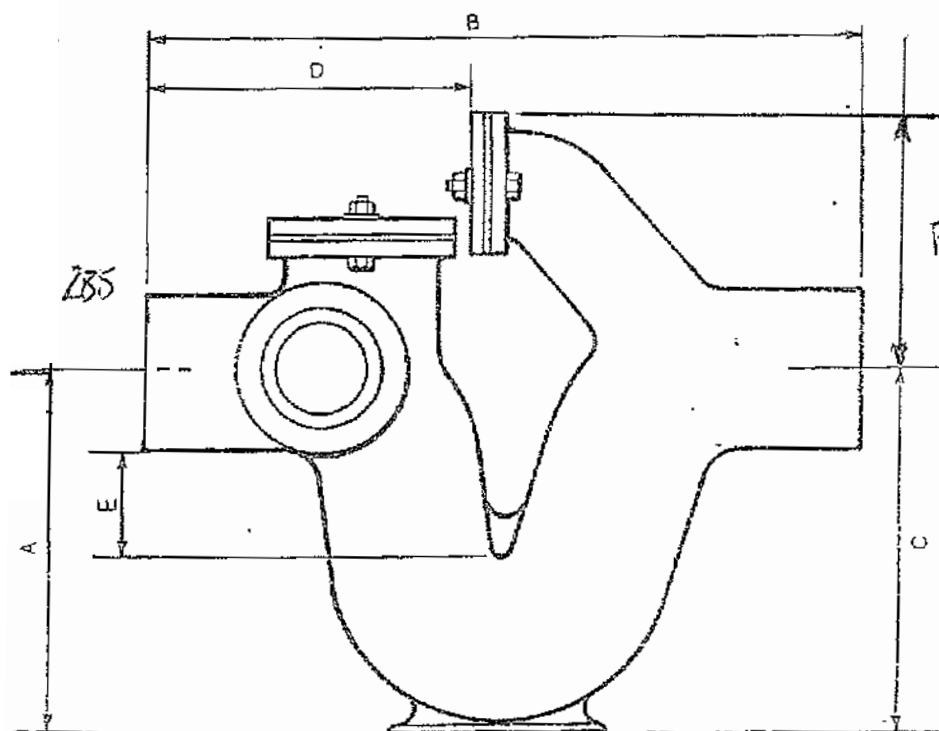
Air Brick Grating



X	Y	Z
230	75	30
235	150	40
305	150	35
230	230	25
460	230	35
610	230	35
460	330	35
460	460	35



BACK
TO MENU



BACK
TO MENU


SD086B Disconnecting Trap

	Nom. Int. Dia.	Mass kg	A	B	C	D	Seal E	F
	100	38.0	240	575	205	235	55	210
	150	60.0	310	695	280	280	55	290
	225	152.0	465	935	405	455	65	290
	300	259	572	1070	530	485		298
	375	445	680	1320	665	565		

Traps are available with or without fresh air inlet. Fresh air inlet is 100 DN on 100 and 150 DN traps, and 150 DN on 225 DN traps.

Fresh air inlets are available either right or left hand. Left hand is shown.

OVERALL HEIGHT 225^{mm} 750^{mm}
300^{mm} 870^{mm}
100^{mm} 460^{mm}
150^{mm} 600^{mm}



BACK
TO MENU